AFTERTOUCH

Price List from 01 June 2026

rev: 01 June 2026

WALL FINISHINGS (DRY AREA)

Takeover requirement
Flat and clean wall, with water-based sealer applied, or
On existing tiles or
On fiber cement / calcium silicate / gypsum boards

Type	Thickness	Style	Minimum Area, m^2	Unit Rate, $/sqm
Lime Paint	NA	Traditional - Various Effects	50	70
Lime Plaster	2-3mm	Traditional - Various Effects	20	145
Tadelakt	4-5mm	Traditional - Tadelakt Effect	5	250
Cement / Lime	2-3mm	Natural cement effect / colour	20	110

Options

add colorwashes	Included as per style requirements

Included protection coat
Natural soap, beewax

FLOOR FINISHINGS (DRY AREA)

Takeover requirement
On self levelled cement (dry area only)
On existing / new tiles (wet / dry area)

Type	Thickness	Possible Styles	Minimum Area, m^2	Unit Rate, $/sqm
Traditional Microcement	2-3mm	Natural to Distressed	20	175
Epoxy-based Microcemen	2-3mm	Monotone	20	250
Microconcrete	6-8mm	Natural to Distressed	10	400

Options

Add wine / acid proof treatment	20

Included protection coat
Clear polyurethane

SPECIALITY WORKS

Material	Type	Minimum Area, m^2	Unit Rate, $
Any	As countertops		lump sum
Any	On carpentry		lump sum
Any	On furnitures		lump sum
Any	On doors,frames		lump sum
Any	Other special works		lump sum

Protection coat
As required

WALL FINISHINGS (WET AREA)

Takeover requirement
Flat and smooth cement, without sealer or
On existing tiles or
On fiber cement / calcium silicate boards

Type	Thickness	Style	Minimum Area, m^2	Unit Rate, $/sqm
Lime Plaster	2-3mm	Traditional - Various Effects	20	Lump Sum
Tadelakt	4-5mm	Traditional - Tadelakt Effect	5	Lump Sum
Cement / Lime	2-3mm	Natural cement effect / colour	20	Lump Sum

Eg: For standard BTO toilet vertical surfaces only, with floor area not exceeding 2.0m x 1.8m and wall not exceeding 2.6m in height , $3800/toilet, for 2-3mm lime plaster

Included protection coat
Natural soap + hidro-repellent + natural wax

FLOOR FINISHINGS (WET AREA)

Takeover requirement
On existing / new tiles only with appropriate water gradient
On cement screed

Type	Thickness	Style	Minimum Area, m^2	Lump Sum $
Microconcrete	6mm	Polished - Natural	NA	From $1000

Eg: For standard BTO toilet floor, with area not exceeding 3sqm, $1500 per toilet for microconcrete

Included protection coat
Hidro-Oleo repellent

CEILING FINISHINGS (WET / DRY AREA)

Takeover requirement
Flat and smooth cement, with/ without sealer or
On fiber cement / calcium silicate boards

Type	Thickness	Style	Minimum Area, m^2	Unit Rate, $
Lime Paint	NA	Traditional - Various Effects	10	95
Lime Plaster	2-3mm	Traditional - Various Effects	10	175
Tadelakt	4-5mm	Traditional - Tadelakt Effect	5	300
Cement / Lime	2-3mm	Natural cement effect / colour	10	135

Options

add colorwashes	Included as per style requirements

Protection coat
Natural Soap

Types of protective coats

Natural soap is a traditional material used to seal the our works. Soap and lime reacts to form an insoluble salt inside the material. It is not visible from outside. There is a mild, almost not noticeable colour enhancing effect and it retains the natural texture of our

Hidro Repellent is a modern material, silicone based, impregnator type of protection against water and commonly used In wet area, vertical surfaces. It is not visible from outside and retains natural look of material.

Natural wax is a traditional material used to protect surfaces against water. It is a film forming type of protection, has a mild sheen effect but still retains breathability to the material.

Polyurethane is a modern material used to seal our floors. It has a noticeable colour enhancing effect as it is a film forming polymer protection layer against abrasion.

Types of materials

Lime plaster is manufactured from limestone. It mainly contains sand, water and lime. There are many kinds of lime plaster and Aftertouch will select an mix the appropriate type to achieve the desired look. It is naturally mould resistant due to its high alkalinity. Lime plaster is commonly applied with a stainless steel trowel

Lime paint is a sub category of materials from lime plaster. It has all the properties of lime plaster. It is possible to modify the water content to achieve different effects. Lime paint is commonly applied by brush.

Tadelakt is a 100% natural lime plaster + sand mortar, with ZERO resins that originates from Morocco. Application is by stainless steel trowel, wooden float and polished stones. Aftertouch is a certified professional applicator of authentic Tadelakt.

Traditional Microcement mainly contains sand, white cement and acrylic resins. It is slightly harder than parquet and is porous without the polyurethane coat. It can be applied to virtually any surface but not recommended for wet area floors.

Epoxy based microcement mainly contains sand, minerals and epoxy resins. It is waterproof even without the polyurethane coat, has a superior hardness and can be used for commercial floor projects.

Microconcrete mainly contains bigger sands as aggregates, cement as binder and special resins as co-binder. It has recrystallisation properties to water ingress and can be used as a waterproof material. It is also chlorine and acid resistant, making it suitable for use in pools or places where permanent contact with water is expected.

Traditional Microcement + Colourwash

5mm Authentic Moroccan Tadelakt

Lime Plaster on ceiling and floor

Microconcrete Pool

Lime Paint + Colorwash

AFTERTOUCH Sales Process

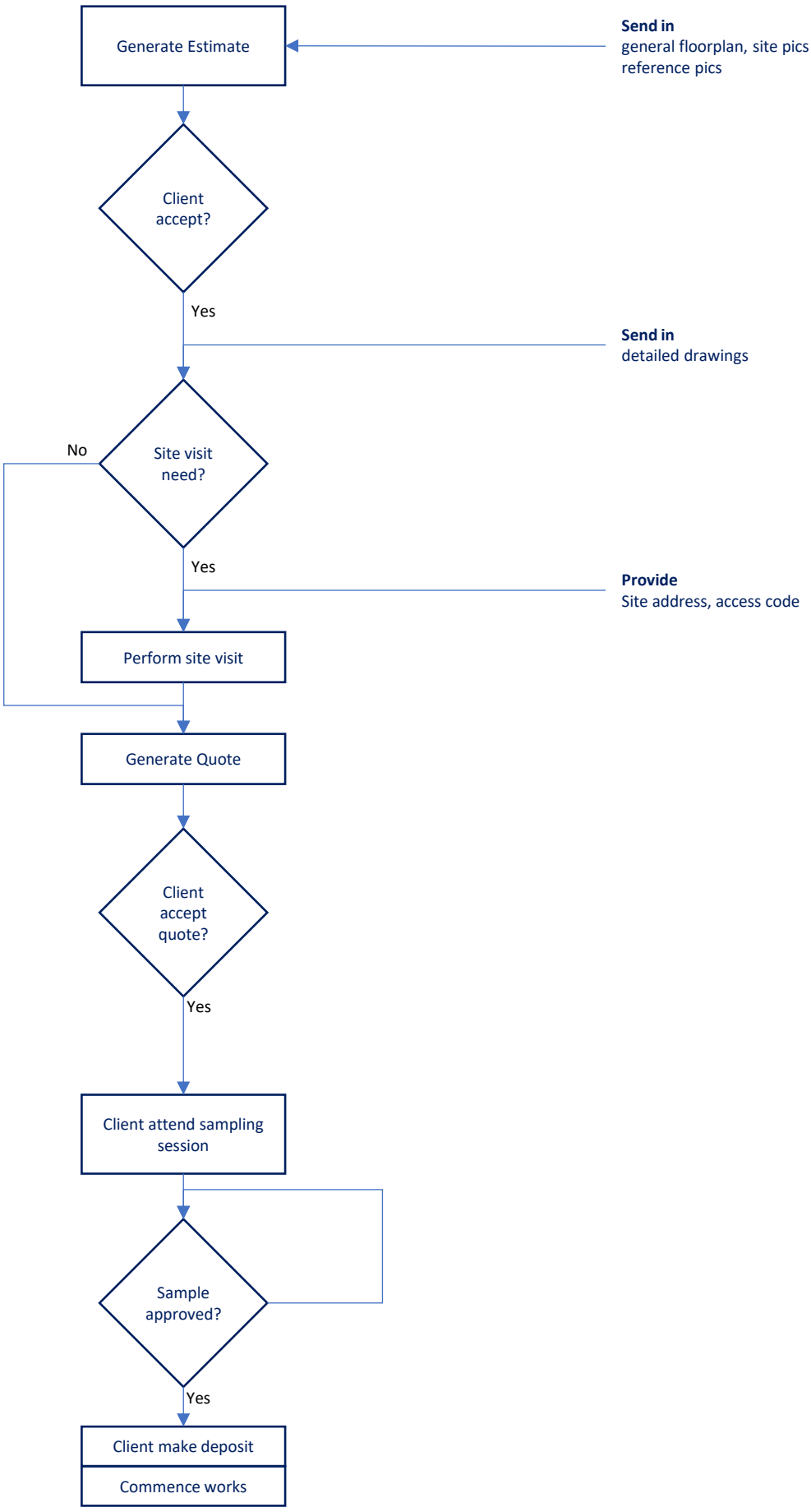

Rev.0 <1 June 2022>

WELCOME
TO

AFTERTOUCH

AFTERTOUCH

About us

Services

Maintenance

1) Microcement
2) Lime plaster
3) Limewash paint
4) Tadelakt
5) Microconcrete

1)Microcement

TRADITIONAL
Is a blend of **cement, resins and sands**

For dry area horizontal surfaces
Overlay over existing tiles or self level cement
Can be made monotone or multi tone

About 2mm thick, finished with clear matt polyurethane

1)Microcement

SYNTHETIC
Is a blend of **resins, polymer fillers and sands**

For dry area horizontal surfaces
Overlay over existing tiles or self level cement
Only in monotone

About 2mm thick, finished with clear matt polyurethane

2) Lime Plaster

Traditional
Is a blend of **lime putty, sands and pozzolans**

For vertical surfaces, dry or wet, interior and exterior
Monotone to multi tone

About 2-5 mm thick, finished with natural soap
and(or) water repelling agent, beewax

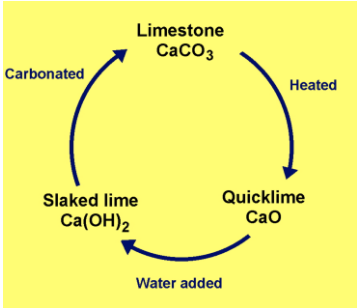

2) Lime Plaster

Modern
Is a blend of **lime putty, sands and resins**

For vertical surfaces, only dry interior areas
Monotone to multi tone

About 2-5 mm thick, finished with beewax

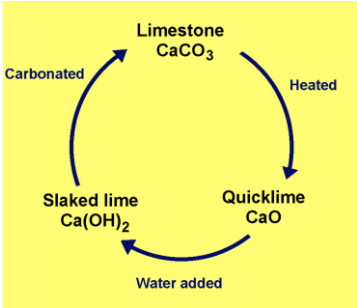

3) Limewash Paint

Is a blend of **lime putty, water, resins**

For non-floor surfaces, only dry interior areas
Monotone to multi tone

Negligible thickness, finished in beewax

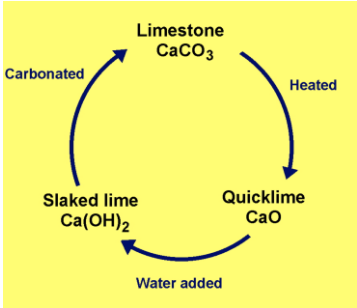

4) Tadelakt

Is a niche form of lime plaster from Morocco
Manufactured via traditional methods
Main difference is calcerous sands vs siliceous sands

For vertical surfaces in wet or dry area

About 5 mm thick, finished by
stoning and natural soap
and(or) water repelling agent, beewax

5) Microconcrete

Is a blend of **cement, sands, pozzolans and additives, resins**

For vertical or horizontal surfaces in wet or dry area,indoor or outdoor

Applied at about 8mm, polished to around 5mm

Finished either by water repelling agent or clear matt PU

Maintenance

For Microcement floors
For everyday maintenance, use
Non abrasive, neutral, non oxidizing, alcohol-free detergents
Recommended to use enzyme based cleaners

For thorough clean, use degreasers and/or steam cleaners

Maintenance

For Lime plaster bathroom walls
For everyday maintenance, use
Non abrasive, non acidic, non oxidizing, alcohol-free detergents to maintain alkalinity
Recommended to use enzyme based cleaners

To refresh water repellency
Use impregnating sealers for stone depending on actual performance

Maintenance

For Limewash paint
For everyday maintenance, use dry cloth.

May use damp cloth and wipe.

Maintenance

For Microconcrete
For everyday maintenance, use neutral pH detergent.
Can be scrubbed, polished.
Possible to use bleach or acid (keep it minimal)